



Lesson

11



WORDS TO KNOW

HIGH-FREQUENCY WORDS

cold
where
blue
live
far
their
little
water

Vocabulary
Reader



Context
Cards



Words to Know


Read
Together

- Read each **Context Card**.
- Make up a new sentence that uses a blue word.

1

cold

This ocean water is very **cold**.



2

where

Sharks live **where** the ocean is deep.



3

blue


Today the ocean water looks **blue**.



4

live

Whales **live** in all the oceans of the world.



5

far

Squid swim **far** below the ocean's surface.



6

their


Their home is by the ocean.



7

little

Many **little** fish live in the ocean.



8

water

Some people take photos in the **water**.



Background


Read
Together



TARGET SKILL

At Home in the Sea

1. Some animals live in warm, blue seas.
2. Other animals live in icy cold water.
3. How do sea animals get their food?
4. Some animals swim far to get food.
5. Some fish stay where plants grow.
6. Big fish may eat little fish.



Name more big and little sea animals.

Comprehension

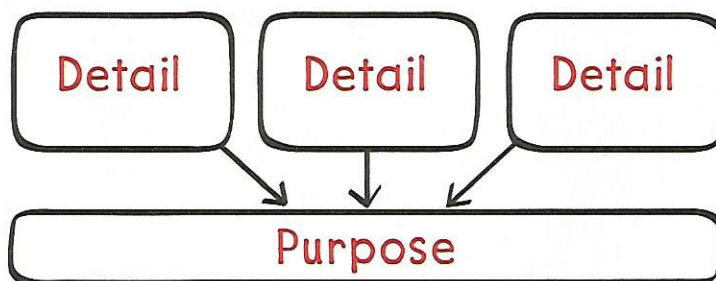
Read
Together

✓ TARGET SKILL Author's Purpose

Authors write for many reasons.
They write stories to make you laugh.
They write nonfiction
selections to give
information and help you
learn things. Good
readers think about why
an author writes.



As you read **Sea Animals**, figure out
why the author wrote and what he
wants to tell you.




JOURNEYS
DIGITAL

Powered by
DESTINATIONReading®

Comprehension Activities: Lesson 11

Main Selection



WORDS TO KNOW

cold	far
where	their
blue	little
live	water



TARGET SKILL

Author's Purpose Tell why an author writes.




TARGET STRATEGY

Analyze/Evaluate Tell how you feel about the text, and why.

GENRE

Informational text gives facts about a topic.




Meet the Author
and Photographer

Norbert Wu

Norbert Wu's job as a nature photographer is exciting, but it can be dangerous. While taking photos of sea creatures, Mr. Wu has been attacked by sharks and trapped in an underwater cave. Check out his work in the book **Fish Faces**.

SEA ANIMALS

written and photographed by Norbert Wu




Essential Question


Why do authors
write stories?



What is it like to live in the sea?




Lots of animals and plants live here.



giant jellyfish

The animals can be big.



clown fish

They can be little.



stingray

This flat fish has big blue spots.



ghost pipefish

This thin fish has pink spots.



sea slug

Some animals must be in **water** to live. This sea slug can rest on rocks in the water.



crab

Some animals can live in water and on land. This crab can run and dig in the sand.



penguins


Penguins can live **where** it is **cold**.
They just had a cold swim. Brrr!



California sea lions


Sea lions can live where it is warm.
They will nap on rocks in the sun.

A turtle is not fast on land.
It can swim fast in water.



It has flippers that help it swim fast. It can swim far.






sea star

Sea stars are not fast. They take little steps on sand and rocks.



moray eels

Some animals eat plants. Lots of them eat fish. Some will hunt for a snack with a pal.


A vibrant illustration of a school of fish swimming in clear blue water. The fish are depicted with detailed scales and fins, swimming in various directions. The background is a deep blue, suggesting the ocean's depths. The overall scene is lively and colorful.

The sea is full of lots of animals.
The water is **their** home.

Grammar

Read
Together

Proper Nouns A noun that names a special person or animal is called a **proper noun**. Proper nouns begin with capital letters.



When a **title** is used before a name, it begins with a capital letter, too. A title usually ends with a period.



Mr. Diaz

Mrs. Sims

Miss Reed

Turn and Talk

Make up a name for each person and animal and write it on another sheet of paper. Use at least one title. Share your names with classmates.




Grammar in Writing

When you proofread your writing, be sure you have written the names of people and animals correctly.

Write to Inform

Read
Together

 **Sentence Fluency** Sometimes you will write **sentences** that give readers facts. One kind of fact describes how something happens.


Joy wrote about sea lions. Then she added **loudly** to describe how sea lions bark.


Revised Draft

A sea lion can bark ^{loudly}.



Writing Traits Checklist

 **Sentence Fluency** Do my sentences have words that tell **how**?

 Did I spell words correctly?

 Did I use capital letters correctly?

Look for words that tell **how** in Joy's final copy. Then revise your writing. Use the Checklist.

Final Copy

Sea Lions

Sea lions do amazing things. A sea lion can bark loudly. It uses its flippers to move quickly on land or in water.

